




# PLANCHAS

GRIDDLES

## Profesionales y económicas

Professional & economical





# Serie Novo-Crom

Cromo duro - Hard chrome



NC-40N



Tren de chispas  
Multi spark

- ▶ Planchas profesionales construidas completamente en acero inoxidable 18/8.
  - ▶ **Placa de cromo duro** de 15mm de espesor.
  - ▶ Disponen de cajón recolector en el frontal de la máquina (Modelo 100: 2 cajones).
  - ▶ **Semi-ranuradas:** Superficie ranurada de 30cm de ancho, excepto modelos 100 que son 40cm.
  - ▶ Válvulas termostáticas. ▶ Encendido por tren de chispas a batería.
- 
- ▶ Professional griddles entirely built in 18/8 stainless steel.
  - ▶ **Hard chrome plate** 15 mm thick.
  - ▶ They have a collection drawer on the front of the machine (Model 100: 2 drawers).
  - ▶ **Semi-slotted:** Slotted surface with width of 30 cm, except models 100 which are 40 cm wide.
  - ▶ Thermostatic valves. ▶ Piezoelectric ignition.

Tipo de placa  
Type of plate



**NC-N**  
Placa lisa  
Smooth plate



**NCR-N**  
Placa semi-ranurada  
Half-slotted plate



**NCRR-N**  
Placa ranurada  
Slotted plate

### EN DOTACIÓN - INCLUDED

- Espátula
- Muestra de desengrasante
- Modelos ranurados:**  
Espátula ranurada
- All models -** Spatula  
Degreaser sample
- Grooved models:**  
Grooved spatula

Modelos	Medidas exteriores	Superficie útil	Kg neto	kW	Kcal/h	Medidas embalaje	Kg bruto	m <sup>3</sup>	€
<b>NC-40N</b>	40x44x18h	39,5x43	28	4,1	3.526	51x53x25h	30	0,07	<b>1.026</b>
<b>NC-60N</b>	60x44x18h	59,5x43	40	8,2	7.052	64x53x37h	46	0,12	<b>1.441</b>
<b>NC-80N</b>	80x44x18h	79,5x43	54	12,3	10.528	84x53x37h	60	0,16	<b>1.798</b>
<b>NC-100N</b>	100x44x18h	99,5x43	64	14,9	12.814	104x53x37h	73	0,20	<b>2.062</b>
<b>NCR-60N</b>	60x44x18h	59,5x43	40	8,2	7.052	64x53x37h	46	0,12	<b>1.621</b>
<b>NCR-80N</b>	80x44x18h	79,5x43	54	12,3	10.528	84x53x37h	60	0,16	<b>1.958</b>
<b>NCR-100N</b>	100x44x18h	99,5x43	64	14,9	12.814	104x53x37h	73	0,20	<b>2.240</b>
<b>NCRR-40N</b>	40x44x18h	39,5x43	28	4,1	3.526	51x53x25h	30	0,07	<b>1.369</b>
<b>NCRR-60N</b>	60x44x18h	59,5x43	40	8,2	7.052	64x53x37h	46	0,12	<b>1.782</b>
<b>NCRR-80N</b>	80x44x18h	79,5x43	54	12,3	10.528	84x53x37h	60	0,16	<b>2.129</b>
<b>NCRR-100N</b>	100x44x18h	99,5x43	64	14,9	12.814	104x53x37h	73	0,20	<b>2.474</b>


Situación conexión  
Connection situation

- Gas 1/2"



# Serie Novo-Crom

Cromo duro - Hard chrome



Soldadura hermética  
Hermetic welding



NCEM-60N

- ▶ Planchas profesionales construidas completamente en acero inoxidable 18/8. ▶ **Placa de cromo duro** de 15mm de espesor.
  - ▶ Disponen de cajón recolector en el frontal de la máquina (Modelo 100: 2 cajones).
  - ▶ **Semi-ranuradas:** Superficie ranurada de 30cm de ancho, excepto modelos 100 que son 40cm.
  - ⚡ Termostatos con conmutador de encendido. ▶ Resistencias blindadas en acero inox.
- 
- ▶ Professional griddles entirely built in 18/8 stainless steel ▶ **Hard chrome griddle** 15 mm thick.
  - ▶ They have a collection drawer on the front of the machine (Model 100: 2 drawers).
  - ▶ **Semi-slotted:** Slotted surface with width of 30 cm, except models 100 which are 40 cm wide. **Option: complete slotted.**
  - ⚡ Thermostats with ignition switch. ▶ Stainless steel shielded heating element.

**EN DOTACIÓN - INCLUDED**

- Espátula
- Muestra de desengrasante
- Modelos ranurados:**
- Espátula ranurada
- All models - Spatula**
- Degreaser sample
- Grooved models:**
- Grooved spatula

Tipo de placa  
Type of plate



**NCEM**  
Placa lisa  
Smooth plate



**NCREM**  
Placa semi-ranurada  
Half-slotted plate



**NCRREM**  
Placa ranurada  
Slotted plate

Modelos	Medidas exteriores	Superficie útil	Kg neto	kW	Medidas embalaje	Kg bruto	m <sup>3</sup>	€
<b>NCEM-40N</b>	40x44x18h	39,5x43	29	2,6	51x53x25h	31	0,07	<b>1.120</b>
<b>NCEM-60N</b>	60x44x18h	59,5x43	43	4	64x53x37h	49	0,12	<b>1.519</b>
<b>NCEM-80N</b>	80x44x18h	79,5x43	57	5,3	84x53x37h	63	0,16	<b>1.880</b>
<b>NCEM-100N</b>	100x44x18h	99,5x43	67	6	104x53x37h	75	0,20	<b>2.239</b>
<b>NCREM-60N</b>	60x44x18h	59,5x43	43	4	64x53x37h	49	0,12	<b>1.700</b>
<b>NCREM-80N</b>	80x44x18h	79,5x43	57	5,3	84x53x37h	63	0,16	<b>2.040</b>
<b>NCREM-100N</b>	100x44x18h	99,5x43	67	6	104x53x37h	75	0,20	<b>2.417</b>
<b>NCRREM-40N</b>	40x44x18h	39,5x43	29	2,6	51x53x25h	31	0,07	<b>1.369</b>
<b>NCRREM-60N</b>	60x44x18h	59,5x43	43	4	64x53x37h	49	0,12	<b>1.861</b>
<b>NCRREM-80N</b>	80x44x18h	79,5x43	57	5,3	84x53x37h	63	0,16	<b>2.219</b>
<b>NCRREM-100N</b>	100x44x18h	99,5x43	67	6	104x53x37h	75	0,20	<b>2.653</b>



**Monofásico 230 V 50/60Hz**  
Single-phase 230 V 50/60Hz

**Situación conexión**  
Connection situation  
● Eléctrico / Electric





# Serie Novo-Snack

Rectificada - Rectified



NSR-80N



Ranuras  
Slots

- ▶ Planchas profesionales construidas completamente en acero inoxidable 18/8. ▶ **Placa de acero rectificad**o de 15mm de espesor.
- ▶ Disponen de cajón recolector en el frontal de la máquina (Modelo 100: 2 cajones).
- ▶ **Semi-ranuradas:** Superficie ranurada de 30cm de ancho, excepto modelos 100 que son 40cm.
- ◊ Válvulas de gas con dos intensidades de calor y termopar de seguridad. ▶ Encendido por tren de chispas a batería.
- ▶ Professional griddles entirely built in 18/8 stainless steel ▶ **Hard chrome griddle** 15 mm thick.
- ▶ They have a collection drawer on the front of the machine (Model 100: 2 drawers).
- ▶ **Semi-slotted:** Slotted surface with width of 30 cm, except models 100 which are 40 cm wide. **Option: complete slotted.**
- ◊ Gas valves with two heat intensities and safety thermocouple. ▶ Piezoelectric ignition.

Tipo de placa  
Type of plate



NS-N  
Placa lisa  
Smooth plate



NSR-N  
Placa semi-ranurada  
Half-slotted plate



NSRR-N  
Placa ranurada  
Slotted plate

### EN DOTACIÓN - INCLUDED

- Espátula pequeña
- Modelos ranurados:**
- Espátula ranurada
- All models - Small spatula
- Grooved models:
- Grooved spatula

Situación conexión  
Connection situation

- Gas 1/2"



Modelos	Medidas exteriores	Superficie útil	Kg neto	kW	Kcal/h	Medidas embalaje	Kg bruto	m <sup>3</sup>	€
NS-40N	40x44x18h	39,5x43	28	4,1	3.526	51x53x25h	30	0,07	<b>702</b>
NS-60N	60x44x18h	59,5x43	40	8,2	7.052	64x53x37h	46	0,12	<b>887</b>
NS-80N	80x44x18h	79,5x43	54	12,3	10.528	84x53x37h	60	0,16	<b>1.075</b>
NS-100N	100x44x18h	99,5x43	64	14,9	12.814	104x53x37h	73	0,20	<b>1.333</b>
NSR-60N	60x44x18h	59,5x43	40	8,2	7.052	64x53x37h	46	0,12	<b>1.034</b>
NSR-80N	80x44x18h	79,5x43	54	12,3	10.528	84x53x37h	60	0,16	<b>1.203</b>
NSR-100N	100x44x18h	99,5x43	64	14,9	12.814	104x53x37h	73	0,20	<b>1.490</b>
NSRR-40N	40x44x18h	39,5x43	28	4,1	3.526	51x53x25h	30	0,07	<b>967</b>
NSRR-60N	60x44x18h	59,5x43	40	8,2	7.052	64x53x37h	46	0,12	<b>1.233</b>
NSRR-80N	80x44x18h	79,5x43	54	12,3	10.528	84x53x37h	60	0,16	<b>1.442</b>
NSRR-100N	100x44x18h	99,5x43	64	14,9	12.814	104x53x37h	73	0,20	<b>1.729</b>

# Serie Novo-Snack

Rectificada - Rectified



Cajón recolector  
Collection drawer



NSEM-80N

- ▶ Planchas profesionales construidas completamente en acero inoxidable 18/8. ▶ **Placa de acero rectificado** de 15mm de espesor.
  - ▶ Disponen de cajón recolector en el frontal de la máquina (Modelo 100: 2 cajones).
  - ▶ **Semi-ranuradas:** Superficie ranurada de 30cm de ancho, excepto modelos 100 que son 40cm.
  - ⚡ Termostatos con conmutador de encendido. ▶ Resistencias blindadas en acero inox.
- 
- ▶ Professional griddles entirely built in 18/8 stainless steel ▶ **Hard chrome griddle** 15 mm thick.
  - ▶ They have a collection drawer on the front of the machine (Model 100: 2 drawers).
  - ▶ **Semi-slotted:** Slotted surface with width of 30 cm, except models 100 which are 40 cm wide. **Option: complete slotted.**
  - ⚡ Thermostats with ignition switch. ▶ Stainless steel shielded heating element.

Tipo de placa  
Type of plate



NSEM  
Placa lisa  
Smooth plate



NSREM  
Placa semi-ranurada  
Half-slotted plate



NSRREM  
Placa ranurada  
Slotted plate

**EN DOTACIÓN - INCLUDED**

- Espátula pequeña
- Modelos ranurados:**
- Espátula ranurada
- All models - Small spatula
- Grooved models:
- Grooved spatula

Modelos	Medidas exteriores	Superficie útil	Kg neto	kW	Medidas embalaje	Kg bruto	m <sup>3</sup>	€
NSEM-40N	40x44x18h	39,5x43	29	2,6	51x53x25h	31	0,07	<b>886</b>
NSEM-60N	60x44x18h	59,5x43	43	4	64x53x37h	49	0,12	<b>1.019</b>
NSEM-80N	80x44x18h	79,5x43	57	5,3	84x53x37h	63	0,16	<b>1.247</b>
NSEM-100N	100x44x18h	99,5x43	67	6	104x53x37h	75	0,20	<b>1.511</b>
NSREM-60N	60x44x18h	59,5x43	43	4	64x53x37h	49	0,12	<b>1.165</b>
NSREM-80N	80x44x18h	79,5x43	57	5,3	84x53x37h	63	0,16	<b>1.386</b>
NSREM-100N	100x44x18h	99,5x43	67	6	104x53x37h	75	0,20	<b>1.679</b>
NSRREM-40N	40x44x18h	39,5x43	29	2,6	51x53x25h	31	0,07	<b>1.153</b>
NSRREM-60N	60x44x18h	59,5x43	43	4	64x53x37h	49	0,12	<b>1.336</b>
NSRREM-80N	80x44x18h	79,5x43	57	5,3	84x53x37h	63	0,16	<b>1.619</b>
NSRREM-100N	100x44x18h	99,5x43	67	6	104x53x37h	75	0,20	<b>1.907</b>



**Monofásico 230 V 50/60 Hz**  
Single-phase 230 V 50/60 Hz

**Situación conexión**  
Connection situation  
● **Eléctrico / Electric**






# Serie Novo-Foc

Cromo duro & Rectificada - Hard chrome & rectified



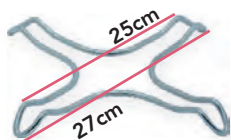
NCF-60N



Detalle fogón de 6 kW  
Detail 6 kW's ring

► Planchas profesionales construidas completamente en acero inoxidable 18/8. ► **Placa de cromo duro** de 15 mm de espesor (modelo NCF) o **placa rectificada** de 15mm de espesor (modelo NSF). ► Disponen de cajón recolector en el frontal de la máquina.   
 🔥 Encendido por tren de chispas a batería. **NCF:** Válvulas termostáticas. **NSF:** Válvulas de gas con termopar de seguridad.   
 🔥 FOGÓN: 6 Kw de potencia Ø 120mm. ► Encendido por tren de chispas a batería.   
**OPCIÓN:** Rejilla reductora (Z-533009200)

► Professional griddles entirely built in 18/8 stainless. ► **Hard chrome griddle** 15 mm thick (Model NCF) or **Rectified griddle** 12 mm thick (Model NSF). ► They have a collection drawer on the front of the machine.   
 🔥 Ignition by battery piezoelectric. **NCF:** Thermostatic valves. **NSF:** Gas valves with safety thermocouple.   
 🔥 RING: 6 kW of power and Ø 120 mm. ► Ignition by battery piezoelectric. **OPTION:** Reducer rack (Z-533009200)




**Y-533009200**  
Grille de réduction de feu  
Stove reduction grill

Tipo de placa  
Type of plate



NCF/NSF  
Placa lisa  
Smooth plate



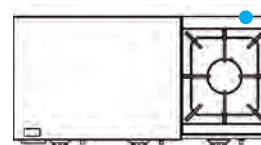
NCFR/NSFR  
Placa semi-ranurada  
Half-slotted plate

### EN DOTACIÓN - INCLUDED

Espátula pequeña  
**Modelos de cromo duro:**  
Muestra de desengrasante  
Small spatula  
**Hard chrome models:**  
Sample of degreaser

Modelos	Medidas exteriores	Superficie útil	Kg neto	kW	Kcal/h	Medidas embalaje	Kg bruto	m <sup>3</sup>	€
<b>NCF-60N</b>	90,5x44x18h	59,5x43	51	14,	12.212	104x53x37h	58	0,20	<b>1.919</b>
<b>NSF-60N</b>	90,5x44x18h	59,5x43	51	14,2	12.212	104x53x37h	58	0,20	<b>1.330</b>
<b>NCFR-60N</b>	90,5x44x18h	59,5x43	51	14,2	12.212	104x53x37h	58	0,20	<b>2.081</b>
<b>NSFR-60N</b>	90,5x44x18h	59,5x43	51	14,2	12.212	104x53x37h	58	0,20	<b>1.462</b>
<b>Y-533009200</b>	27x27	25x25	-	-	-	28x28	0,2	-	<b>45</b>

Situación conexión  
Connection situation  
● Gas 1/2"



# Serie Sandwichera

Adaptable en todos los modelos  
Adaptable on all models



Cajón recolector  
Collection box



NC-100N + SW-35



Placa adaptable al alimento  
Food-adaptable plate



NS-100N + SW-35

► Grill en acero inoxidable 18/8, con placa calefactora en acero inoxidable 18/8 de 3 mm de espesor y de 1000W de potencia.

**GRILL ADAPTABLE A CUALQUIER PLANCHA PROFESIONAL DE MAINHO.**

► Grill in 18/8 stainless steel, with heating plate in 18/8 stainless steel 3 mm thick and 1000W power.

**GRILL ADAPTABLE TO ANY PROFESSIONAL MAINHO GRIDDLE.**

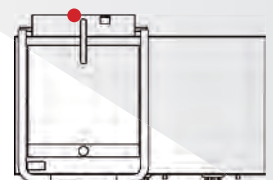


**Monofásico 230 V 50/60 Hz**  
Single-phase 230 V 50/60 Hz

**Situación conexión**

Connection situation

● Eléctrico



Modelos	Medidas exteriores	Superficie útil	Kg neto	Kg bruto	kW	m <sup>3</sup>	€
SW-35	41,5x53x17h	35x35	12,5	-	1	-	919

# Equipamiento & accesorios

Equipment & accessories



EST-2  
Estante  
Shelf

NC-80 + TB-80 + EST-2 + BS-1  
NC-80 + TB-80 + EST-2 + SB-1



Funda (COB)  
Griddle cover

SB-1  
Soporte  
botellas  
Trolley bottle  
support



Tapa basculante cerrada (TB)  
Griddle tilting lid

Spatula  
Small spatula  
Hard chrome scraper  
Slotted scraper  
Degreaser 12 u.  
Degreaser 6 u.  
Degreaser 1 u.  
Griddle cover NC - NS  
Griddle cover NC - NS  
Griddle cover NC - NS  
Griddle cover NC - NS  
Griddle tilting lid NC - NS  
Griddle tilting lid NC - NS  
Griddle tilting lid NC - NS  
Trolley shelf CNE  
Trolley bottle support CNE-80  
Griddle trolley (NC - NE - NS)  
Griddle trolley (NC - NE - NS)  
Griddle trolley (NC - NE - NS)

Ref.	Descripción	Medidas Exteriores	Kg Neto	Medidas Embalaje	Kg Bruto	m <sup>3</sup>	€
Z-E-1	<b>Espátula</b>	-	100g	31x12x4h	170g	-	<b>14</b>
Z-E-2	<b>Espátula pequeña</b>	-	65g	31x12x4h	135g	-	<b>13</b>
Z-C-1	<b>Rasqueta de cromo duro</b>	-	240g	31x12x4h	310g	-	<b>47</b>
Z-C-2	<b>Rasqueta ranurada</b>	-	195g	31x12x4h	265g	-	<b>18</b>
ZK-PAC-12	<b>Desengrasante 12 uds</b>	-	13,3	37x29x27h	14,5	0,02	<b>248</b>
ZK-PAC-6	<b>Desengrasante 6 uds</b>	-	6,6	28x19,5x27h	7,5	0,01	<b>131</b>
ZK-PAC-1	<b>Desengrasante 1 ud</b>	-	1,1	7x9x24h	-	-	<b>34</b>
COB-45	<b>Funda de planchas NC - NS</b>	47x47x25h	205g	-	-	-	<b>36</b>
COB-60	<b>Funda de planchas NC - NS</b>	62x47x25h	250g	-	-	-	<b>49</b>
COB-80	<b>Funda de planchas NC - NS</b>	82x47x25h	305g	-	-	-	<b>55</b>
COB-100	<b>Funda de planchas NC - NS</b>	102x47x25h	350g	-	-	-	<b>70</b>
TB-40	<b>Tapa basculante planchas (NC - NS)</b>	41x46x15h	3	47x42x17h	4	0,03	<b>205</b>
TB-60	<b>Tapa basculante planchas (NC - NS)</b>	61x46x15h	5	64x49x17h	6	0,05	<b>228</b>
TB-80	<b>Tapa basculante planchas (NC - NS)</b>	81x46x15h	5,5	84x49x17h	7	0,07	<b>246</b>
EST-2	<b>Estante carro CNE</b>	30x43x11h	2	32x44x12h	2,5	0,02	<b>122</b>
SB-1	<b>Soporte botellas carro CNE-80</b>	31,5x30x96h	1,5	32x31x15h	2	0,01	<b>139</b>
C-NE-60	<b>Carro planchas (NC - NE - NS)</b>	60x43x79h	17,5	68x65x17h	19,5	0,09	<b>910</b>
C-NE-80	<b>Carro planchas (NC - NE - NS)</b>	80x43x79h	24	88x65x17h	26	0,09	<b>922</b>
C-NE-100	<b>Carro planchas (NC - NE - NS)</b>	100x43x79h	30,5	108x65x17h	32,5	0,09	<b>1.103</b>